ISA ITCC

Scoring Program

Scorer's Operational Guide

Version 2.0 | 2026 Edition

International Society of Arboriculture

Based on ISA 2026 Scoring Program.xlsx

How to Read This Guide

- This is the operational guide for the Head Scorer - it covers what to enter, where to enter it, and what to watch out for.
- Entries marked ★ 2026 NEW are features or fields that did not exist in 2025.
- Entries marked UPDATED reflect rule or program changes from 2025 to 2026.
- Items marked ⚠ are warnings about common data entry mistakes.

Contents

1. Quality Control 3
2. General Information 3
3. Getting Started 5
4. Data Entry - General Guidelines 7
   Time Outs 8
   Disqualifications 9
5. Data Entry - Event-Specific Tips 9
   Aerial Rescue 9
   Belayed Speed Climb 10
   Throwline 10
   Work Climb 11
   Ascent Event 12
   Secured ‘Footlock’ (if not running the Ascent Event) 13
   Masters' Challenge 13
   Head-to-Head Ascent (‘Head2Head’ tab) 14
6. Preliminary Winners 15
7. Ranking Calculators 15
8. Sorting 15
9. Printing 16
10. Quick Reference - Common Issues 17
11. Pre-Competition Checklist 18
12. Summary of Changes: 2025 → 2026 19

1. Quality Control

A key role of the Head Scorer is to act as the quality controller of the score sheets. The Head Scorer must:

- Check calculations made by judges on score sheets for accuracy.
- Ensure entries for all judges for a competitor are the same for double-lined boxes for the Work Climb, Aerial Rescue, and Masters.
- Ensure that every scoring box is completed by each judge (an empty box may mean '0' but may also mean the judge forgot to enter a score).
- Check the data entered against the original score sheets and use double-data entry (all data entered into two computers and then final scores checked against each other to identify any data entry errors) to make sure no data entry errors have occurred.

If there are issues with a score sheet, send it back to the Head Judge or Event Scorer for the relevant event as soon as possible for clarification and/or resolution.

2. General Information

Excel Compatibility: The 2026 ITCC Scoring Program is designed for MS Excel 2013 or newer and has been tested for full compatibility with Excel 2019. For best results, use **MS Excel 2013 or newer.** The program also works in LibreOffice.

★ 2026: Improved Compatibility

- The 2025 program used two Excel functions (SORT and FILTER) that are available only in Excel 2021 / Microsoft 365, whereas in older versions of Excel, the 'PrelimMen' and 'PrelimWomen' tabs would appear blank.
- The 2026 program replaced these with formulas that work in all supported Excel versions.
- If you previously saw blank Preliminary Winners tabs, this is now fixed.

This program consists of 15 individual visible worksheets.

★ 2026: All Tab Names Have Been Shortened

- All worksheet tabs have been renamed to shorter labels for easier navigation.
- Nothing about the scoring changed regarding the tab names - only the tab names. Every formula was verified to still point to the correct place.
- The preliminary event tabs are arranged with the quicker-to-finish events (Speed and Ascent) to the left and the slower-to-finish events (Rescue and Work) to the right as you scroll across the bottom of the window while navigating the worksheets.
- The table below shows the 2025 name alongside the new 2026 name for every tab.

2025 Tab Name	2026 Tab Name (Shortened)	Purpose
Names And Totals	Names&Totals	List of all competitors and their preliminary scores
Belayed Speed Climb	Speed	Entry for all BS scores
Aerial Rescue	Rescue	Entry for all AR scores
Work Climb	Work	Entry for all WC scores
Throwline	Throwline	Entry for all TL scores (name unchanged)
Ascent	Ascent	Entry for all AE scores (name unchanged)
Prelim Winners Men	PrelimMen	Top male finalists per event; Masters eligibility
Prelim Winners Women	PrelimWomen	Top female finalists per event; Masters eligibility
Masters	Masters	Entry for all MC scores (name unchanged)
Scoreboard	Scoreboard	Preliminary scores/times display (name unchanged)
Sort Men	SortMen	Men's preliminary scores sorted by ranking
Sort Women	SortWomen	Women's preliminary scores sorted by ranking
Secured Footlock	Footlock	Entry for all FL scores (if not running Ascent Event)
Head to Head	Head2Head	Entry for Head-to-Head Footlock scores
Final Scores	FinalScores	Blank sheet for organizing scores for printing
Preliminary Winners	Preliminary Winners	Overall preliminary winners display (name unchanged)

⚠ Tab Name Change - Update Any Saved Notes or Procedures

If your team has any printed checklists, saved macros, or custom procedures that reference tab names by the 2025 names, those references must be updated to the 2026 shortened names. For example, 'Names And Totals' is now 'Names&Totals', and 'Belayed Speed Climb' is now 'Speed'.

The scoring program is set up to accommodate a maximum of 100 competitors.

To help make data entry easier, the frozen panel at the top; all columns with a green header require data entry. All orange-yellow headings have locked cells. You only need to enter data in the green columns (cells highlighted in bright yellow). Where cells are crossed out or tinted red, data is not required. Red cells will populate as data is entered for multiple judges.

3. Getting Started

Before the start of the competition, check with the Head Judge of each event to confirm the following set-up values and enter them in the program:

Setting	Where to Enter	Notes
Time limit for Throwline (in seconds)	Throwline tab, cell Z3	Default confirmed at 360 seconds (6 min) per the 2026 rulebook. Confirm with Head Judge only if an alternate time is authorized under Rule 5.2.2. See notes below.
Time limit for Aerial Rescue (in seconds)	Rescue tab (top-right header area)	e.g., 5 mins = 300 secs
Time Difference for Belayed Speed (1 or 2)	Speed tab, cell S4	Determines how many seconds = 1 point deduction
Ascent Event OR Secured Footlock	'Names&Totals' tab, cell K6 dropdown	Must be set before entering any competitor data

★ 2026: Throwline Default Event Time Confirmed (360 sec)

The Throwline event time default is confirmed at 360 seconds (6 minutes), matching the rulebook. No change was made to cell Z3.
Rule 5.2.2 still allows the Head Judge to set an alternate event time on competition day. If an alternate time is authorized, confirm the correct value with your Head Judge and enter it in cell Z3 of the Throwline tab.

⚠ Throwline Time-Point Scaling - Pending Rules Committee Decision

If the Head Judge sets an alternate event time under Rule 5.2.2, the program automatically scales the time-point bands proportionally to whatever value is entered in Z3 (verified against the 2025 competition file).
Testers should know this is functioning as designed but awaiting committee ruling.

Time limit for throwline (in seconds). Enter in the Throwline tab, Cell Z3.

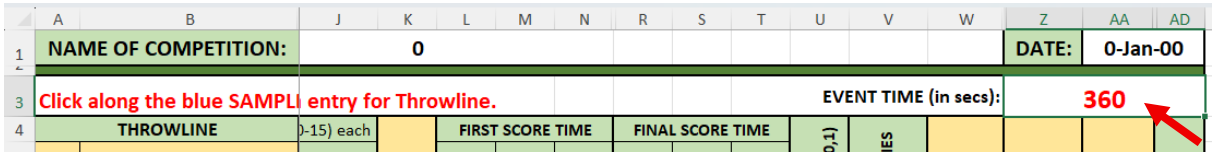

Time limit for aerial rescue (in seconds). Enter in the Aerial Rescue tab, Cell AF1.

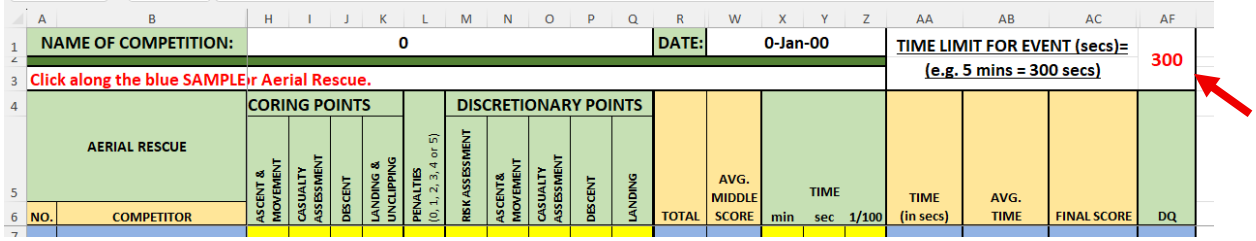

Time difference for belayed speed (1 or 2). Enter in the Belayed Speed Climb tab, Cell V4.

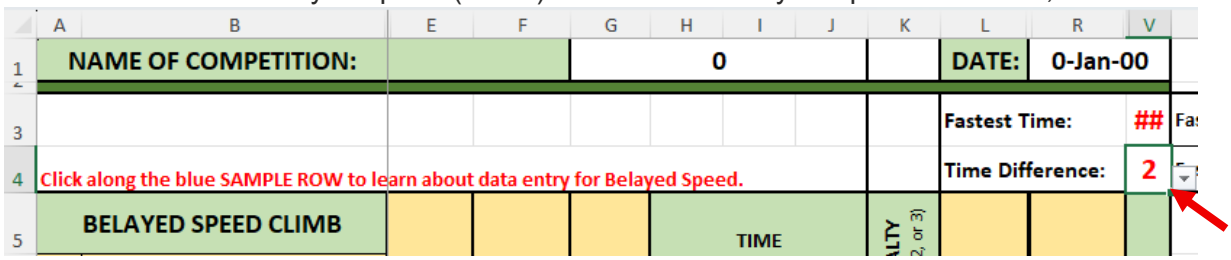

All data entry must begin on the 'Names&Totals' sheet. This is where the competitor number, name, rotation, chapter/component, and gender data are added. The competitors' names are then automatically copied across to the event worksheets.

As the competition gets started, correct scores will be calculated, and rankings will appear for each competitor on the 'Names&Totals' tab. The ranking for the top overall competitors will appear highlighted. ****If a competitor DQs or earns zero (0) points in their first event, they will not show in the ranking list until they have earned points in another event.****

Be sure to choose either the "Ascent Event" or "Secured Footlock" in cell K6 using the dropdown arrow. This will automatically recalculate the formulas to accurately reflect which event your competition is running.

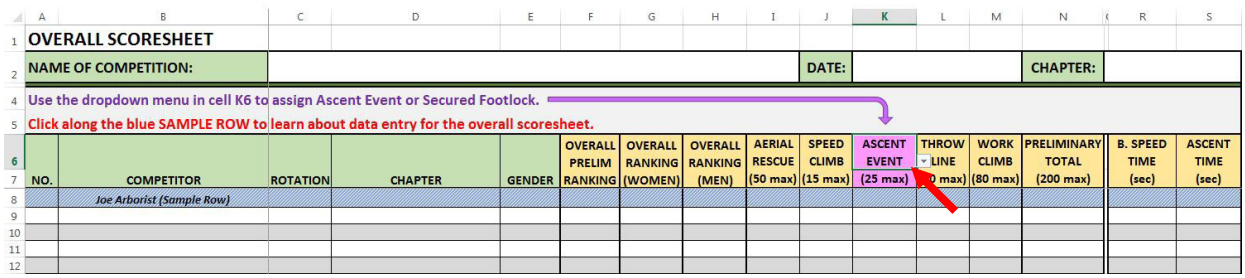

Click the cells in the Sample Row for more details on entering competition information.

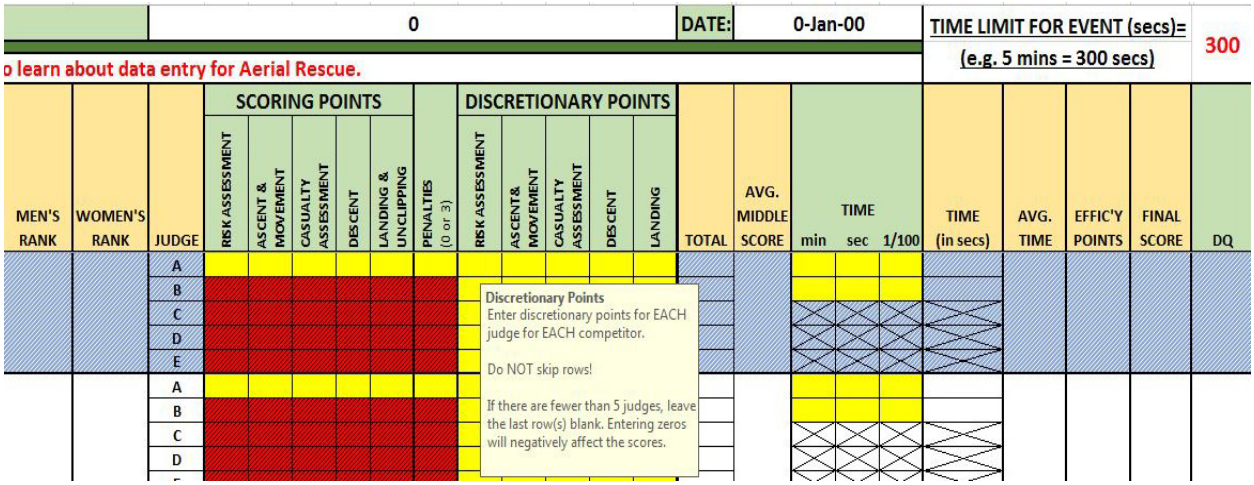

✕ NEVER cut/paste cells on any worksheet

- If a name needs to be added or omitted, do NOT cut or paste cells.
- Cut/paste disrupts the row-alignment between worksheets and breaks cross-sheet formula references.
- Data must be entered in order, from the top row downward.
- To remove a competitor: delete the contents of that competitor's cells only - do not delete the row itself.

Once the 'Names&Totals' data has been entered, all other worksheets will populate with the appropriate information. Now you're ready to go!

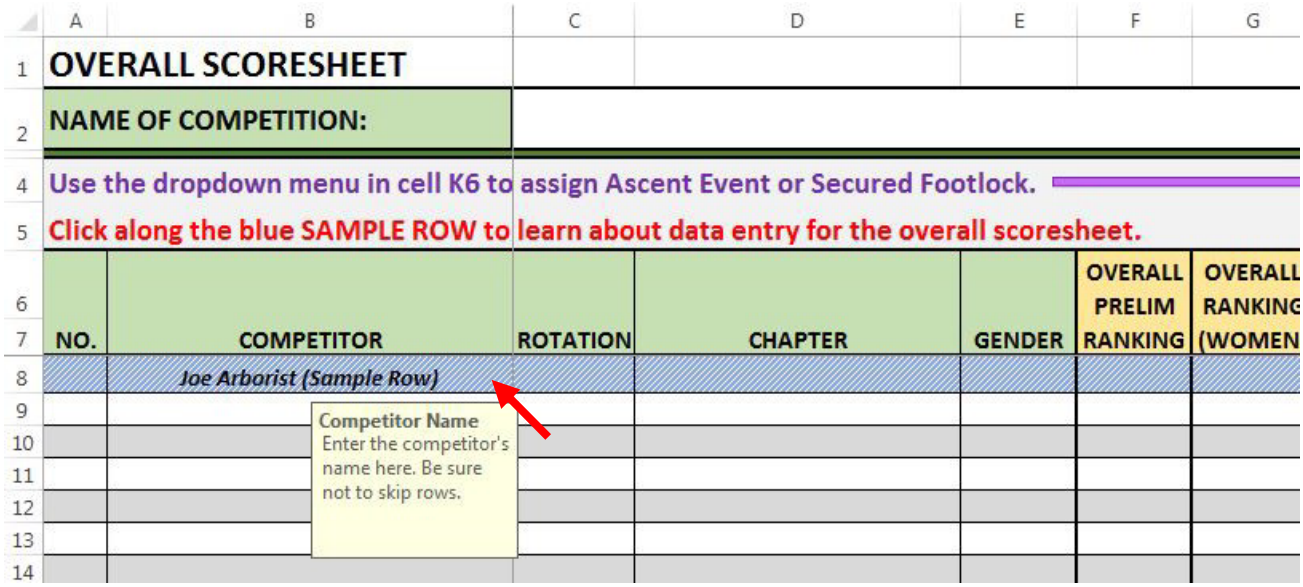

4. Data Entry - General Guidelines

Follow the detailed instructions for entering scores by clicking along the Sample Row on each event tab.

- Data must be entered for each competitor from the top row (Judge A's row) downward, not leaving rows blank between entering judges' data.
  - For consistency, assign judges a letter (A–E) and enter their scores in alphabetical order. This will prevent confusion if a judge needs to be consulted later.
- It is important to differentiate between a score of zero (0) and no score. If there are fewer judges than rows allotted, leave the remaining row(s) blank. Do not enter any data in these rows, as a score of zero (0) will affect the average.

Entering Scores for 3, 4, or 5 Judges

- **3 or 5 judges:** Enter scores in rows 1–3 or rows 1–5. Leave unused rows completely blank.
- **4 judges:** Enter all four scores in rows 1–4 and leave row 5 blank. See event-specific notes below for how the program handles 4 timers.

✕ Do NOT enter 0 in unused judge rows

- Entering '0' instead of leaving unused judge rows blank will affect the final score calculation.
- Leaving unused cells blank ensures the scoring system calculates the final score correctly.
- A blank row is ignored by the program. A row containing 0 is treated as a real score.

The following two screenshots only depict entering points – not the time data

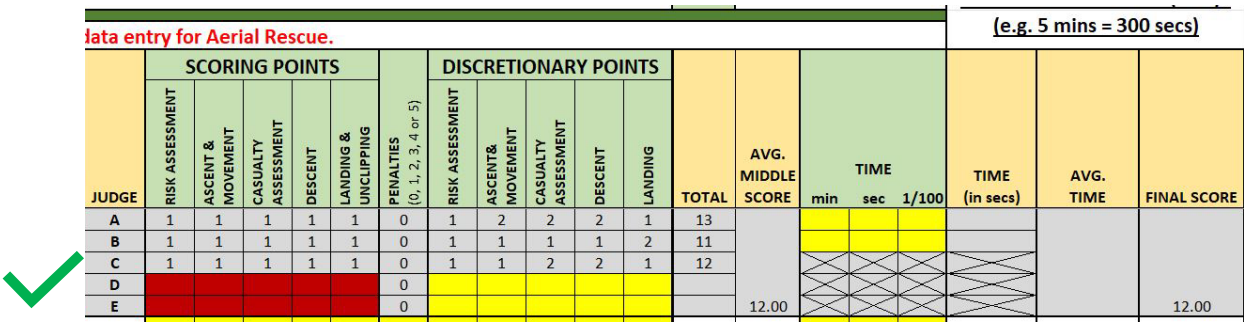

ata entry for Aerial Rescue.

(e.g. 5 mins = 300 secs)

JUDGE	SCORING POINTS: RISK ASSESSMENT	ASCENT & MOVEMENT	CASUALTY ASSESSMENT	DESCENT	LANDING & UNCLIPPING	PENALTIES (0, 1, 2, 3, 4 or 5)	DISCRETIONARY POINTS: RISK ASSESSMENT	ASCENT& MOVEMENT	CASUALTY ASSESSMENT	DESCENT	LANDING	TOTAL	AVG. MIDDLE SCORE	TIME min	TIME sec	TIME 1/100	TIME (in secs)	AVG. TIME	FINAL SCORE
A	1	1	1	1	1	0	1	2	2	2	1	13							
B	1	1	1	1	1	0	1	1	1	1	2	11							
C	1	1	1	1	1	0	1	1	2	2	1	12							
D						0													
E						0							12.00						12.00

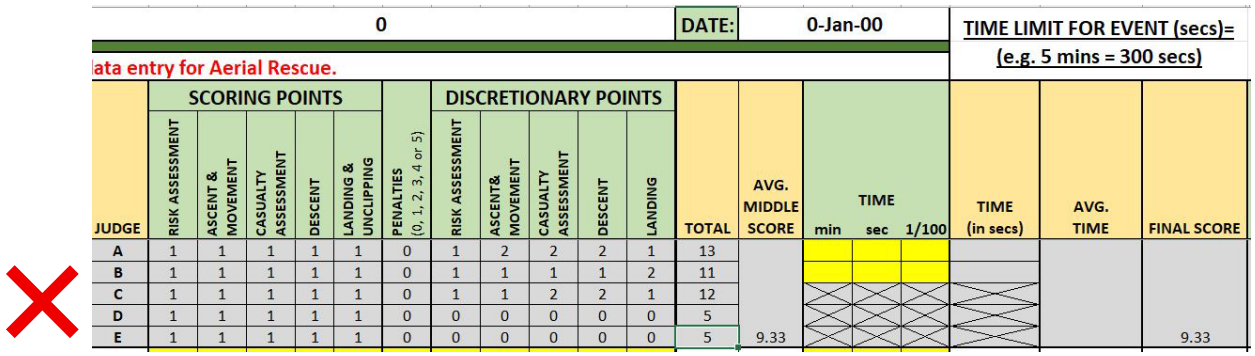

0 | DATE: 0-Jan-00 | TIME LIMIT FOR EVENT (secs)= (e.g. 5 mins = 300 secs)

ata entry for Aerial Rescue.

JUDGE	SCORING POINTS: RISK ASSESSMENT	ASCENT & MOVEMENT	CASUALTY ASSESSMENT	DESCENT	LANDING & UNCLIPPING	PENALTIES (0, 1, 2, 3, 4 or 5)	DISCRETIONARY POINTS: RISK ASSESSMENT	ASCENT& MOVEMENT	CASUALTY ASSESSMENT	DESCENT	LANDING	TOTAL	AVG. MIDDLE SCORE	TIME min	TIME sec	TIME 1/100	TIME (in secs)	AVG. TIME	FINAL SCORE
A	1	1	1	1	1	0	1	2	2	2	1	13							
B	1	1	1	1	1	0	1	1	1	1	2	11							
C	1	1	1	1	1	0	1	1	2	2	1	12							
D	1	1	1	1	1	0	0	0	0	0	0	5							
E	1	1	1	1	1	0	0	0	0	0	0	5	9.33						9.33

Time Outs

- **Entering a Timed-Out competitor:** In the 'min' (minutes) column, type TO. In the 'sec' (seconds) column, enter 0. In the '1/100' column, enter 0.
- For competitors who time out, enter only ONE set of time values. Do not enter a second time for that competitor.
- This format ensures the data is recognized properly in the scoring system and keeps records consistent.

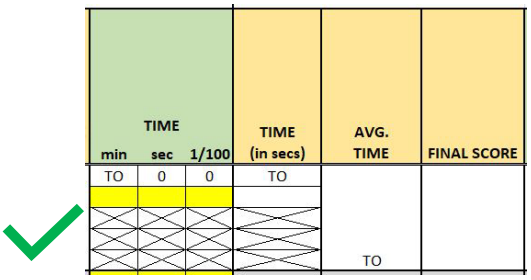

TIME min	TIME sec	TIME 1/100	TIME (in secs)	AVG. TIME	FINAL SCORE
TO	0	0	TO		
				TO	

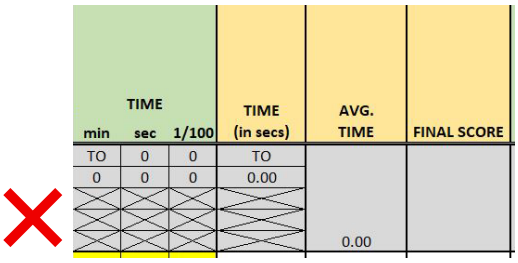

TIME min	TIME sec	TIME 1/100	TIME (in secs)	AVG. TIME	FINAL SCORE
TO	0	0	TO		
0	0	0	0.00		
				0.00	

Disqualifications

- **Entering a DQ:** Type/Select DQ in the dedicated DQ column (the last green column) for that competitor on the relevant event tab. Do not type DQ anywhere else in the row.
- **Enter points awarded up until the DQ –** any blank point boxes left on the score sheet are likely after the DQ happened but should be verified by the scorer before turning into the scoring team,
- By selecting DQ - any points recorded will automatically zero out, but if it is turned off, those points will be restored; this is important if there is a protest and the ruling is overturned.
- The program will automatically propagate DQ through all calculations for that event.
- **After entering a DQ, verify:** check that the Final Score column for that competitor shows DQ, and that the 'Names&Totals' column for that event reflects "DQ" or "n/a".

★ 2026: Work Climb DQ Error Fixed

- In the 2025 program, entering a DQ in the Work Climb tab caused a "#VALUE!" error to spread through the men's or women's rankings, potentially blanking the winners display.
- This has been corrected in 2026. DQ entries on Work Climb now behave the same as all other event tabs.
- If you ever see unexpected #VALUE! errors in any ranking column, check whether a DQ was entered in a scoring column rather than the dedicated DQ column.

5. Data Entry - Event-Specific Tips

Aerial Rescue

- Aerial Rescue must have three (3) or five (5) judges.
- If you have five judges, the program will drop the highest and lowest scores before calculating the average.
- The tiebreaker is time. The program will automatically calculate this.

★ 2026: Aerial Rescue Penalty Range Extended (0–11)

- The penalty dropdown for Aerial Rescue now accepts values from 0 to 11.
- The 2025 program only accepted 0 to 5. The 2026 rulebook extended this range.
- The dropdown in column L will enforce valid values - entries outside 0-11 will trigger a validation error.
- The penalty total is calculated by adding the sum of penalties for unsafe acts, breaking a limb, and failure to end "extended stand clear".

Belayed Speed Climb

- If five times are provided, enter all five times. The program will automatically drop the highest and lowest and average the middle three.

★ 2026: 4-Timer Outlier Is Now Identified Automatically

- The 2025 guide instructed scorers to manually identify and eliminate the outlier when four timer readings were available.
- In the 2026 program, the outlier detection logic handles this automatically:
  - Simply enter all four times in rows 1-4 and leave row 5 blank.
  - The program calculates each timer's distance from the average, identifies the furthest outlier, and removes it.
  - The final average uses the remaining three readings.
    - You do not need to decide which time to drop - the program does it for you.

⚠ 4-Timer Edge Case: Two Equal Outliers

- If two of the four times are equally far from the average (e.g., two readings mirror each other on either side), both will be identified as outliers, and both will be dropped.
- In this case the final average will be based on only two readings.
- If you see an unexpectedly different average with four times entered, check whether two readings were equidistant from the mean.
- Consult the Head Judge if a ruling is needed on which time to use.

ℹ Speed Climb Ranking - Now Fully Automatic

- The 2026 program uses improved ranking formulas (COUNTIFS-based) for Speed Climb that automatically break ties and correctly exclude DQ'd competitors from rankings.
- No manual intervention is needed for tied times or DQ situations.

Throwline

- Start with the totals for Side 1 and Side 2. Even if the judges have added up the points for each side, check their math.
- **When entering score times, make sure the faster score time is entered for 'First Score Time.'** Judges occasionally put the times in the wrong box.
- For penalties, make sure the judge correctly used the largest applicable number for each penalty type.
  - For example, if a judge checks off −1 and then −2 for two failures to issue an audible warning, use −2 for the audible warning penalty figure, not −3.

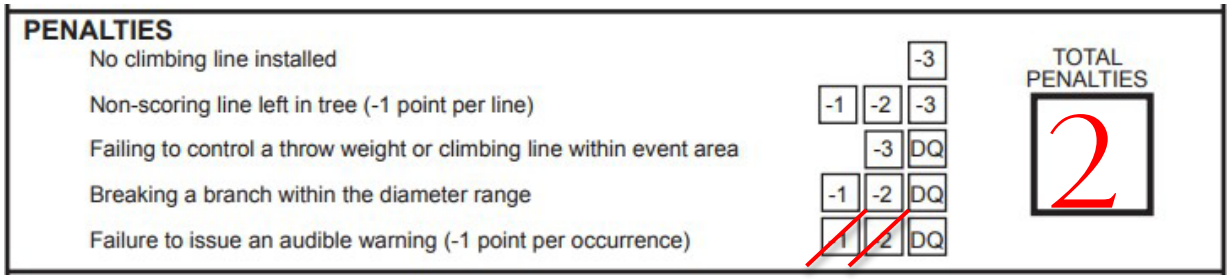

Work Climb

- Work Climb must have three (3), four (4), or five (5) judges.
- If you have five judges, the program will drop the highest and lowest scores before calculating the average.

★ 2026: 4-Judge Outlier Is Now Identified Automatically (Work Climb)

- The same automatic outlier detection used for Belayed Speed Climb and Secured Footlock now also applies to Work Climb when four judges score a task.
- Enter all four scores in rows 1–4 and leave row 5 blank. The program calculates each judge's distance from the average, identifies the furthest outlier, and removes it.
- The final average uses the remaining three scores.
- You do not need to decide which score to drop - the program does it for you.
- If two scores are equally far from the average, both are treated as outliers and both are dropped, leaving a 2-score average - see the 4-Timer Edge Case note under Belayed Speed Climb.

★ 2026: Work Climb Penalty Range Extended (0–20)

- The penalty dropdown for Work Climb now accepts values from 0 to 20.
- The 2025 program only accepted 0 to 5. The 2026 rulebook extended this range.
- The dropdown in column N will enforce valid values - entries outside 0-20 will trigger a validation error.
- The penalty total is calculated by adding the sum of penalties for breaking a limb, failure to issue an audible, failure to use lanyard, failure to end "extended stand clear", and unsafe acts.

- Look to see that the Bell box for each task is checked. If the box is not checked, do not enter any scoring or discretionary points for that station - even if the judge marked points on the scoresheet.
- Positive and negative scoring points have been separated, so you do not need to enter any negative symbols into the program.
- **Be sure to select YES or NO for 'All Bells Rung?' using the dropdown arrow in column AA.** If 'no' is selected, efficiency points will not be awarded.

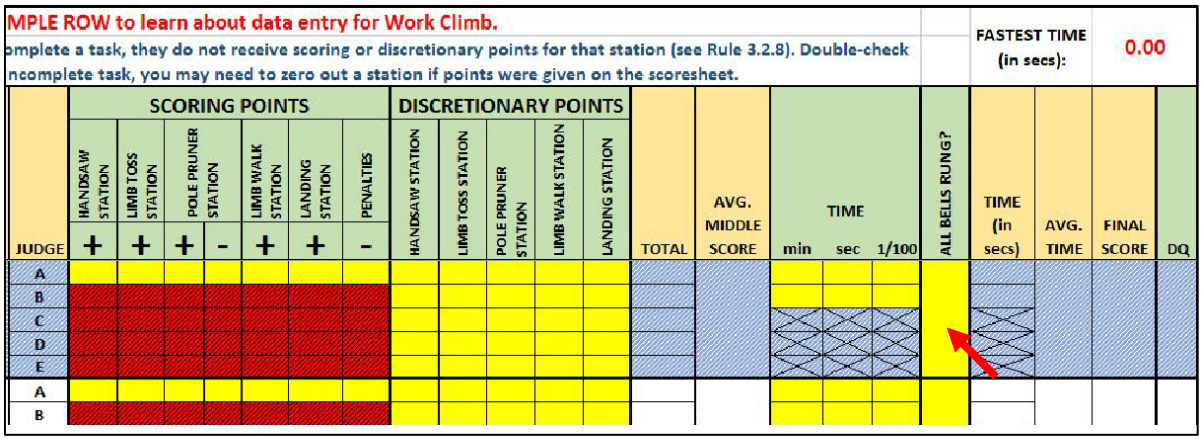

Ascent Event

- The program will automatically calculate the Setup Time Points, the Ascent Average, and the Changeover Time Points once you enter the three times for each section.
- If the competitor times out in any section, use the dropdown menu to select Timed Out in the corresponding section. This prevents the competitor from accumulating additional points.
- If the competitor misconfigures the setup or changeover, use the dropdown menu to select Misconfigured. The competitor will not earn time points for that section.
- If the competitor misconfigures AND times out in the same section, select Both. This prevents any additional points from accumulating.
- If times are borderline and you cannot tell if it will exceed 89.99 seconds, enter the times and the program will determine if it's timed out.
- If a penalty is marked on the scoresheet, check whether it is for 'misconfigured or detached life-support components.'
  - If so, make sure the corresponding section is marked Misconfigured - the competitor will not earn time points for that section.
  - If nothing is blank or crossed out, check with the Head Judge to determine which section was misconfigured.
- **Important:** Make sure that 0 is entered for the penalty field when there are no penalties. Leaving it blank may prevent rankings from displaying correctly.

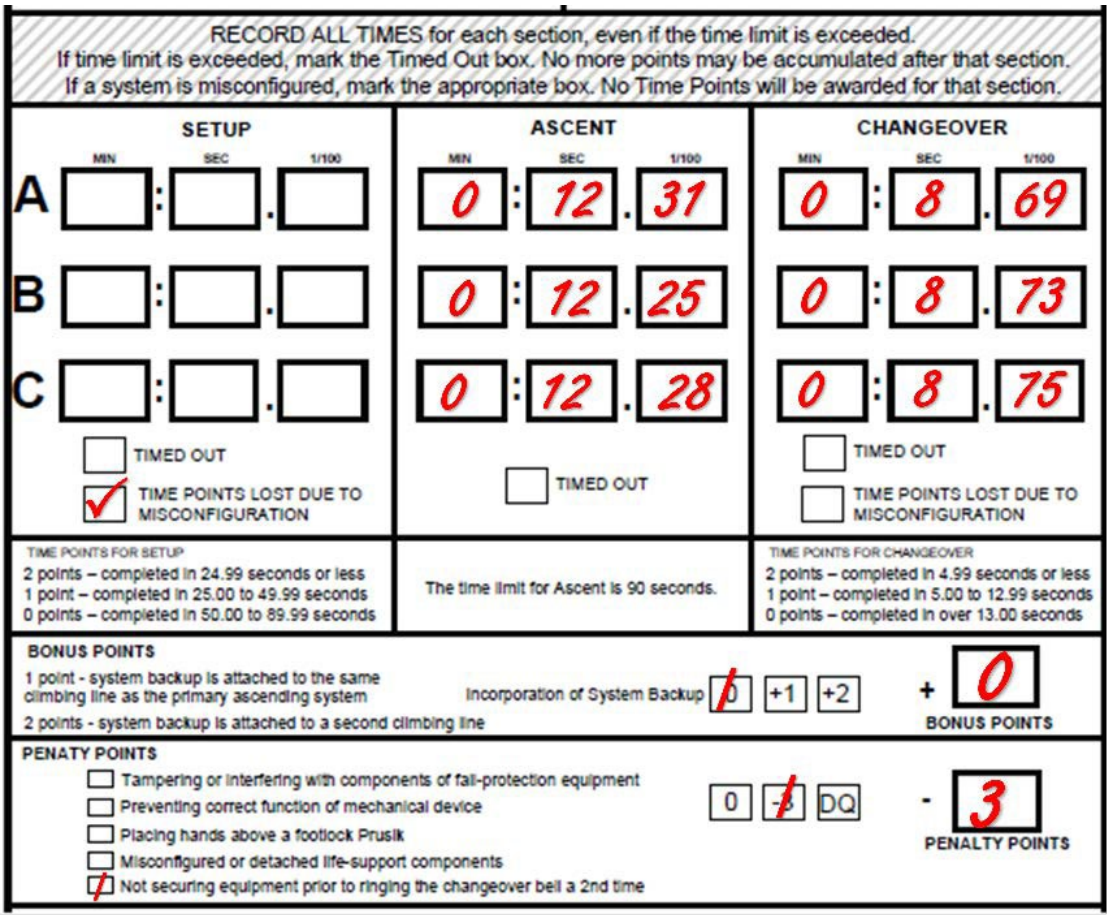

Secured 'Footlock' (if not running the Ascent Event)

- If five times are provided, enter all five times. The program will average the middle three times.

> **★ 2026: 4-Timer Outlier Is Now Identified Automatically (Footlock)**
> - The same automatic outlier detection that applies to Speed Climb also applies to Secured Footlock.
> - Enter all four times in rows 1–4 and leave row 5 blank. The program automatically identifies and removes the outlier.
> - You do not need to manually determine which time to drop.

- **NV (Not Valid) score:** The program is set up to only accept times eligible for a world-record recording. If an NV score is returned, the times were too far apart to be approved.
  - If you are attempting to record a world record time, have the competitor redo the event.
  - If the times are too widespread but you do not require world-record eligibility, you may override the program by calculating the average by hand and entering only that average for Judge A.
- Note: If the competitor took more than 1 minute (TO in minutes column) to complete the event, the score will appear as 'TO' on the 'Names&Totals' worksheet.

Masters' Challenge

- To enter competitors, use the dropdown menu in column B, which lists all competitors entered on the 'Names&Totals' tab.
- **Spelling must match exactly.** The program looks up the competitor's number and gender from the 'Names&Totals' roster using the name you select. If the name does not match (e.g., due to a typo), the program will display a #N/A error.
- The Masters' Challenge must have three (3) or five (5) judges. The program will take an average of however many judges are used.
- If you have five judges, the program will drop the highest and lowest scores before calculating the average.

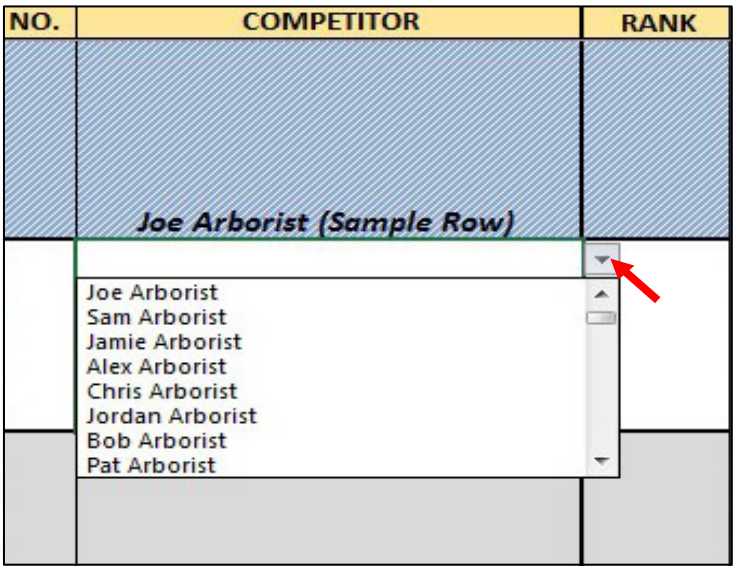

★ 2026: New Emergency Response Plan Scoring Field

- A new scoring field - Emergency Response Plan (0-3 points) - has been added to the Masters Visual Assessment section.
- This is the first column in the Visual Assessment group (column I in the Masters tab).
- All columns to the right of this new field have shifted one position. If you have any saved notes about Masters column layout, update them.
- The dropdown in column I enforces values of 0, 1, 2, or 3.

★ 2026: Masters Penalty Values Revised

- Several Masters penalty dropdown values have been updated to match the 2026 rulebook:
  Unsafe Acts: was 0 or 3 → now 0, 5, or 10
  Breaking a Limb Above Diameter: was 0, 1, or 2 → now 0, 2, or 4
  Mandatory Penalty: Audible Aloft: was 0 or 3 → now 0, 3, or 6
  Mandatory Penalty: Audible Ground: was 0, 1, or 2 → now 0, 2, or 4
  Mandatory Penalty: Throw Outside Flagged Area: was 0 or 3 → now 0 or 6
  Mandatory Penalty: Failure to end extended stand clear: 0, -1, -2, -3, DQ
- The dropdowns enforce these values. Entries outside the valid range will trigger a validation error.
- Bonus columns (Overall Skill, Innovation, Safe Work Practices) are now 0-4 (previously 0-5).

★ 2026: Masters DQ Competitors Now Receive a Placement

In the 2025 program, a DQ'd Masters competitor showed 'DQ' with no rank number.
In 2026, DQ'd competitors receive a numeric placement at the bottom of the rankings:

- Placed below all non-DQ competitors in their gender category.
- Ordered among other DQ'd competitors by preliminary rank.
- Tiebreak among DQ'd competitors: rule 8.2.14 secondary tiebreak field.

This ranking method is confirmed by the full Rules Committee. The program calculates all of this automatically.

Masters' tiebreaker - now automated: The 2026 program automatically applies rule 8.2.14 tiebreaker logic. If two competitors have the same Masters score, the competitor with the better preliminary ranking places higher. If preliminary rankings are also tied, the competitor with the better Masters time places higher. This no longer needs to be resolved by hand.

Head-to-Head Ascent ('Head2Head' tab)

- To enter competitors, use the dropdown menu which lists all competitors entered on the 'Names&Totals' tab.
- All data entry follows the same format as Secured Footlock.

6. Preliminary Winners

This is a hidden tab in the Excel spreadsheet. To unhide it, right-click a worksheet tab (PrelimMen, PrelimWomen, etc.) on the ribbon at the bottom of the screen, select Unhide, then select Prelim Winners, click OK. This will display the Prelim Winners tab among all the worksheets. You will now see all 16 worksheet tabs.

The Preliminary Winners tab lists the top competitors for each event, the component (if applicable), and score/time. It also lists the finalists for Masters. This sheet can be printed following completion of data entry and is intended to assist with awards ceremonies.

Data need not be modified on this worksheet. Do double-check the sheet for any possible ties that may not have been broken, particularly for Masters.

7. Ranking Calculators

Within each of the worksheets for the five preliminary events and within the 'Names&Totals' tab, a ranking calculator is used. The ranking calculator on 'Names&Totals' is for Preliminary Totals only.

★ 2026: All Rankings Now Break Ties Automatically

- In 2025, if two competitors had exactly the same score or time, both received the same rank number.
- Because other tabs look up competitors by rank number, a tied rank caused one competitor to silently disappear from the results.
- In 2026, every ranking in the program - event ranks, overall preliminary ranks, and Masters ranks - breaks ties automatically:
  - Preliminary ranking ties are broken by Belayed Speed Climb time (faster = higher rank).
  - Masters ranking ties follow rule 8.2.14: preliminary ranking first, then Masters time.
  - Event-level ties are broken by time on each event's own time column.

-No manual intervention is needed for tie situations.

Note: In the extremely rare case where two competitors share identical total scores AND identical Speed Climb times, a duplicate rank may still occur. In this situation, contact ISA for guidance.

8. Sorting

✕ DO NOT SORT WITHIN ANY EVENT WORKSHEETS OR TABS

Sorting within any event tab will displace rows and break every cross-sheet formula reference. This cannot be undone without reverting to a backup copy of the file.

No need to sort manually - the program does it for you. Refer to the SortMen and SortWomen tabs for the final scores and rank order, including Masters.

9. Printing

Each worksheet has been set up to be printed one page wide (the length will depend on how many competitors you have). Sometimes the sheet will be in landscape orientation; other times, in portrait, depending on the number of columns.

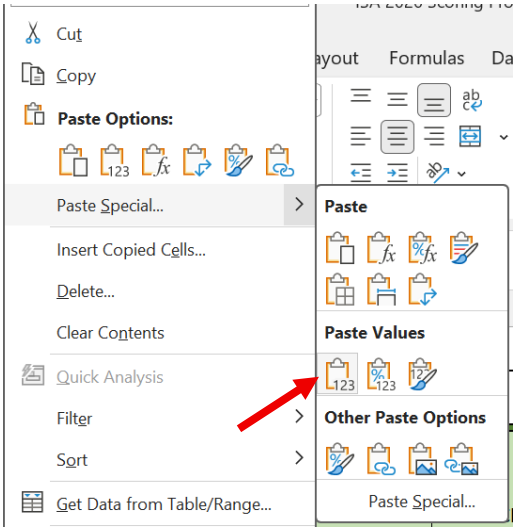

To print the final scores: Copy the values from the SortMen and SortWomen worksheets and paste them into the FinalScores worksheet. Select Paste Options or Paste Special and choose VALUES to copy information only. The competitor rows in the FinalScores tab are unlocked for data pasting, so you can adjust them for printing and eliminate unnecessary rows.

If you have difficulty fitting data on one page: go to print options, click 'No Scaling', and select 'Fit All Columns on One Page.'

10. Quick Reference - Common Issues

Symptom	Likely Cause	Action
A competitor's score is missing from SortMen or SortWomen	Tied rank in 'Names&Totals' (rare in 2026 - now auto-resolved)	Verify the competitor's total appears in 'Names&Totals'. Check Speed Climb time is entered for tiebreaker.
#VALUE! errors in ranking columns	DQ entered in a scoring column instead of the DQ column	Find the DQ entry, move it to the dedicated DQ column (last green column), and clear the incorrectly entered cell.
#N/A error on Masters tab	Competitor name in Masters col B doesn't exactly match 'Names&Totals'	Use the dropdown in Masters column B - do not retype names manually.
'PrelimMen' or 'PrelimWomen' tab shows blank or every row shows the same name	Legacy array formula was accidentally re-entered with plain Enter	Contact ISA technical support. Do not attempt to fix by re-entering formulas.
Rankings don't update after entering scores	Excel calculation set to Manual instead of Automatic	Press F9 (Windows) or Cmd+= (Mac) to force recalculation. Then go to Formulas → Calculation Options → Automatic.
Ascent/Footlock toggle not working (wrong event scores showing)	Cell K6 in 'Names&Totals' dropdown not set	Click cell K6 in 'Names&Totals' and use the dropdown to select either ASCENT EVENT or SECURED FOOTLOCK.
NV showing in 'Footlock'	Timer readings too spread out for world-record validity	Review all timer readings for data entry errors. If readings are genuinely spread, see Section 5 'Footlock' guidance for the override procedure.
Masters DQ competitor shows a number instead of DQ	This is correct 2026 behavior - DQ'd competitors now receive a placement, ranked by preliminary rank (see Masters section note)	No action needed. The numeric placement reflects the final ranking method confirmed by the Rules Committee, ranked by preliminary rank.

11. Pre-Competition Checklist

Complete all items below before data entry begins:

#	Item	Done?
1	Confirm Ascent Event OR Secured Footlock with Event Director. Set the dropdown in ‘Names&Totals’ cell K6.	☐
2	Enter competition name in ‘Names&Totals’ cell C2.	☐
3	Enter competition date in ‘Names&Totals’ cell K2.	☐
4	Confirm Throwline event time with Head Judge. Verify value in Throwline tab cell Z3 (default: 360 sec).	☐
5	Confirm Aerial Rescue time limit. Enter in Rescue tab header area.	☐
6	Confirm Belayed Speed Climb time difference (1 or 2). Enter in Speed tab cell S4.	☐
7	Enter all competitors in ‘Names&Totals’ rows 9 onward. Gender must be exactly 'Male' or 'Female'.	☐
8	Do NOT skip rows when entering competitors. Enter in order.	☐
9	Test: enter one sample score on each event tab and verify it appears in ‘Names&Totals’ columns I–M.	☐
10	Clear all test data before competition begins.	☐
11	For Masters: verify that advancing competitor names in Masters column B match ‘Names&Totals’ exactly (use the dropdown).	☐
12	Confirm a backup copy of the file is saved and accessible.	☐

12. Summary of Changes: 2025 → 2026

This section summarizes every change between the 2025 and 2026 Scoring Programs for reference and training purposes.

Category	What Changed
Tab Names	All 11 affected tab names shortened (e.g., 'Belayed Speed Climb' → 'Speed'). No scoring logic changed.
Excel Compatibility	SORT/FILTER functions replaced with legacy formulas. ‘PrelimMen’/’PrelimWomen’ now work correctly in Excel 2019 and earlier.
Tie Breaking	All rankings now break ties automatically. Preliminary ranking uses Speed Climb time. Masters follows rule 8.2.14 (prelim rank, then Masters time).
Aerial Rescue - Penalties	Penalty range extended from 0–5 to 0–11 to match 2026 rulebook.
Belayed Speed Climb - 4 Timers	Outlier detection is now automatic when 4 timers are entered. Scorers no longer manually determine outliers.
Secured Footlock - 4 Timers	Same automatic outlier detection as Speed Climb.
Work Climb - 4 Judges	Same automatic outlier detection, now available for a 4-judge Work Climb panel.
Work Climb - DQ Bug Fixed	DQ entry on Work Climb no longer causes #VALUE! errors in rankings.
Work Climb - Penalties	Penalty range extended from 0–11 to 0–20 to match 2026 rulebook.
Masters - Emergency Response Plan	New scoring field (0–3 pts) added to Visual Assessment section. All subsequent Masters columns shifted right one position.
Masters - Penalty Values	Unsafe Acts: 0/5/10. Breaking a Limb: 0/2/4. Audible Aloft: 0/3/6. Audible Ground: 0/2/4. Throw Outside Flagged Area: 0/6. End Extended Stand Clear: 0/1/2/3. Bonus cols: 0–4.
Masters - DQ Ranking	DQ'd competitors now receive a numeric placement instead of displaying 'DQ' with no rank, ranked below all non-DQ competitors by preliminary rank. Confirmed by the full Rules Committee.
Masters - Tiebreaker	Rule 8.2.14 tiebreaker (prelim rank, then Masters time) is now automated. No longer requires manual resolution.
Label Corrections	Throwline max corrected to 35 pts (was 30). Speed Climb Ascent-mode max corrected to 10 pts (was 15). These were display labels only - scores were always calculated correctly.